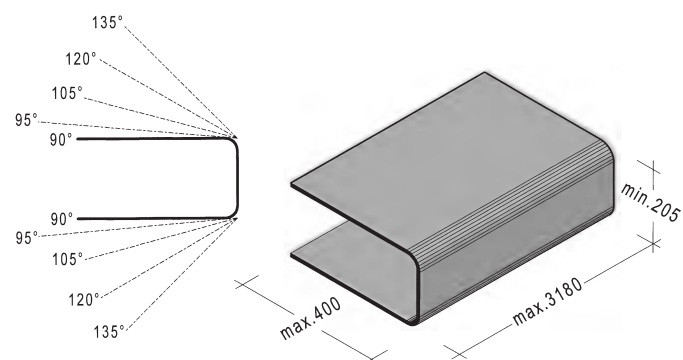
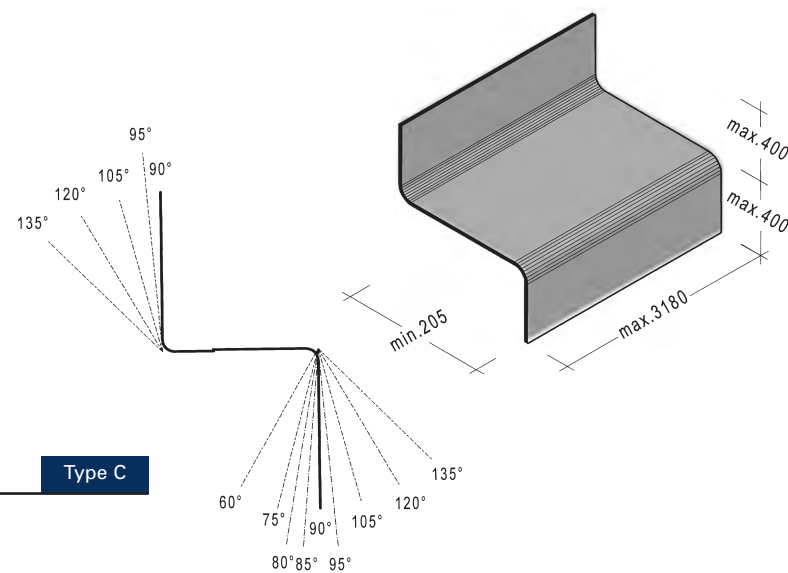


Type A



Type B



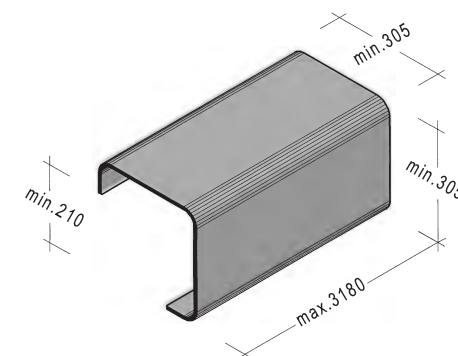
Type C

Delivery options for Compact forming parts

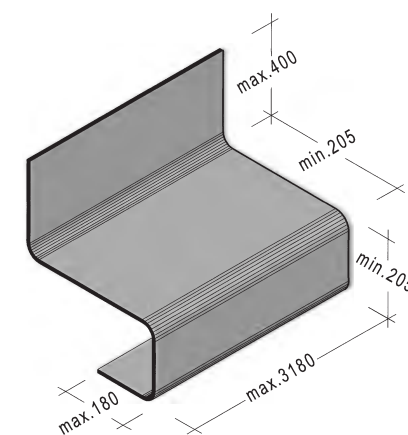
CFF moulded parts are custom-built. The manufacture of moulded parts is based on initial plate dimensions of 4100 x 1300 mm and 2800 x 1300 mm.

- Max. length of part: 3180 mm
- Max. uncoiling width: 1300 mm
- Inside radius of bend: 15,30,40,50 mm
- Min. folding flange height: 80 mm
(can be cut back to min. outside radius + 10 mm)
- Max. folding flange height: 370 – 400 mm
(depending on bending angle)
- Bending angle: 60°,75°,90°,105°,120°,135°
- Bending angle: 80°,85°,95°
(only with 30 mm inside radius)
- Material thickness: 6, 8, 10, 13 mm

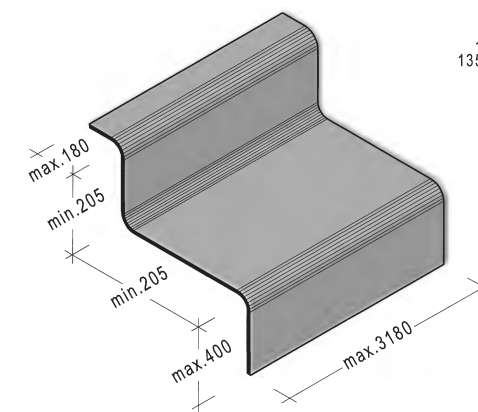
For available décors and surfaces, please refer to the current Max on top range



Type D



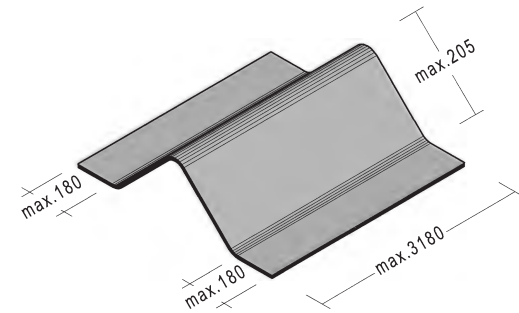
Type E



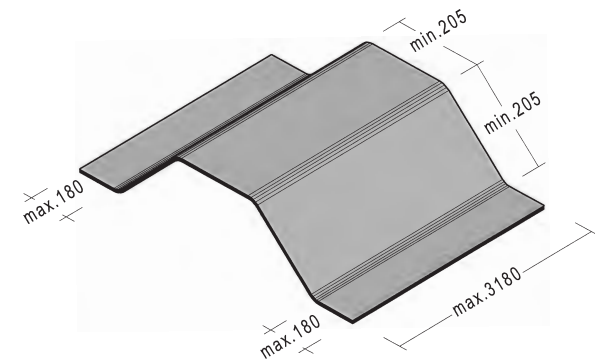
Type F



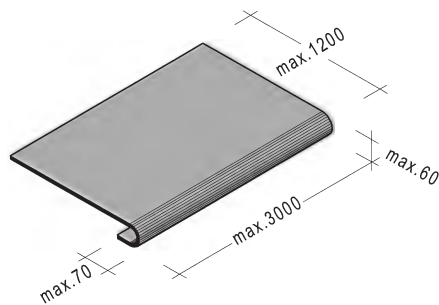
Type G



Type H



Type I

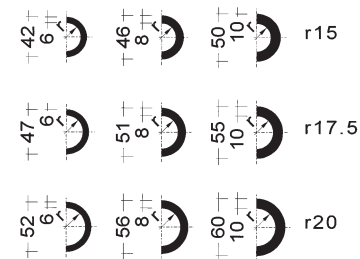


Machining tolerances:

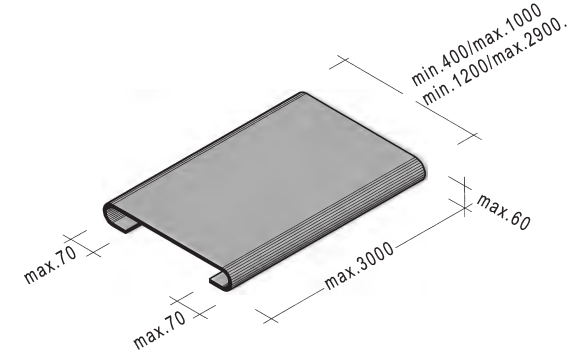
Cutting to size at an extra charge:

- Length cut: ± 1.0 mm
- Slight tear-out possible, subsequent trimming necessary
- Width cut: ± 1.0 mm
- Parallelism of curves per bent part: ± 1.0 mm
- Flatness deviations :
 - L-shape up to 1.00 mm / running metre
 - U-shape up to 2.0 mm / running metre
 - S-shape up to 2.0 mm / running metre
- Angle deviation: $\pm 1^\circ$
- Dimensional stability under permanent heat: up to 80°

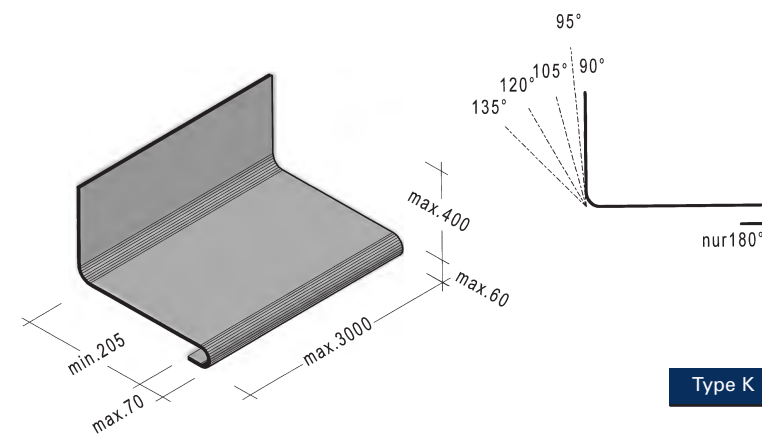
If necessary, restricting dependencies of bending angle and inside radius should be clarified for the individual case. Other bending angles and inside radii are available on request.



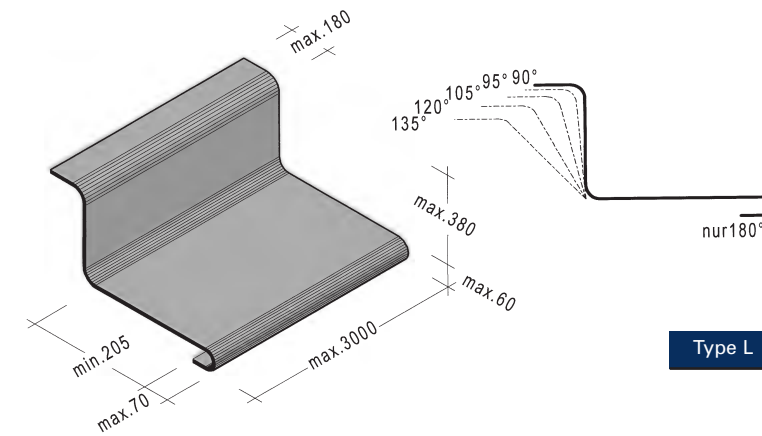
Detailed drawing of radii from type I to L



Type J

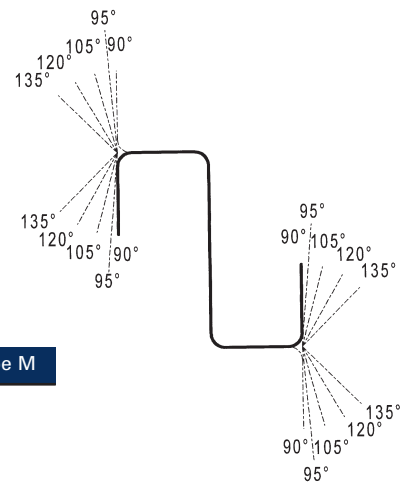


Type K

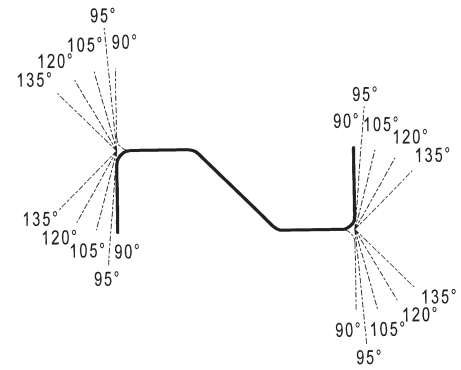
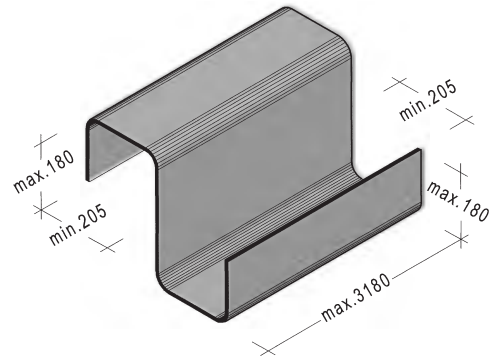


Type L

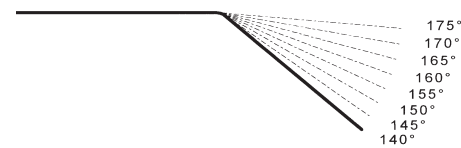
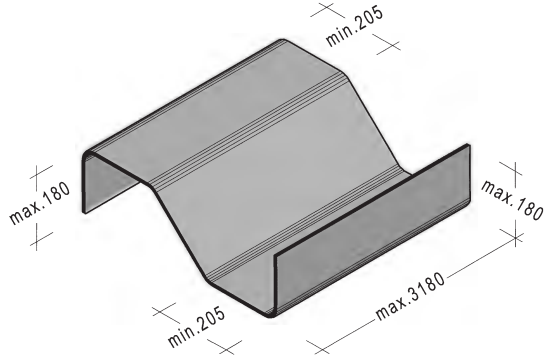




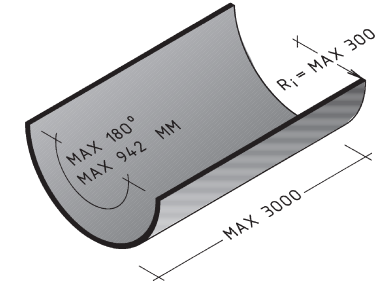
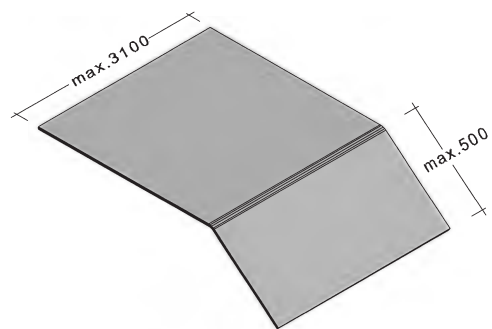
Type M



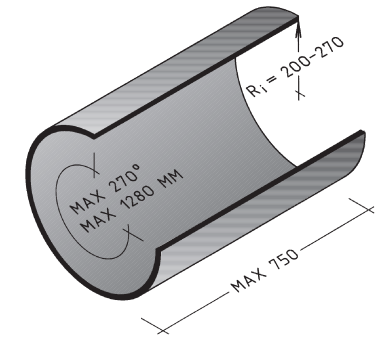
Type N



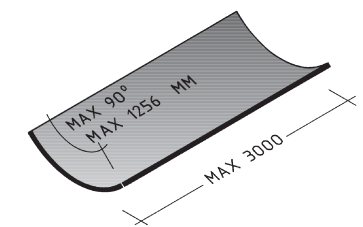
Type R



Type O



Type P



Type Q

Moulded parts:

Moulded parts according to type O-Q are custom-built with the aid of male and female moulds and thus involve proportional mould costs.

Apart from the cylindrical parts depicted, individually designed special parts are possible with a two-dimensional (and limited three-dimensional) distortion. Please do not hesitate to ask our technical experts for advice.